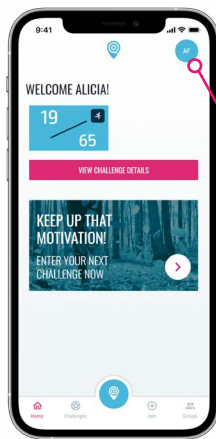


SWITCHING PROFILE QUICK GUIDE

IF YOU HAVE ADDITIONAL PROFILES FOR YOUR FAMILY MEMBERS, YOU'LL NEED TO SWITCH TO THEM TO SEE THEIR CHALLENGES.

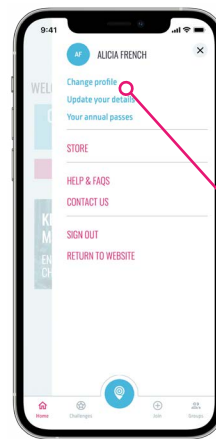
1

TAP/CLICK THE **PROFILE BUTTON** TO OPEN THE MENU



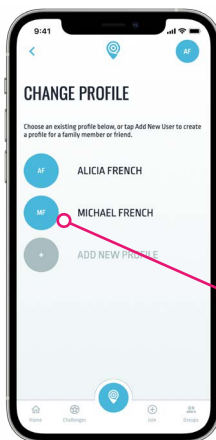
2

TAP/CLICK **CHANGE PROFILE**



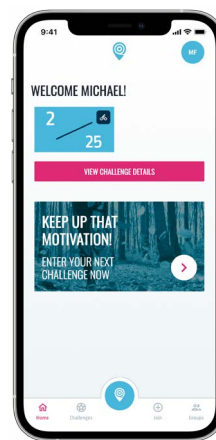
3

SELECT THE PROFILE YOU'D LIKE TO USE



4

NOW YOU CAN SEE THIS PROFILE'S CHALLENGES



Got any questions? **We can help!**

CONTACT US