



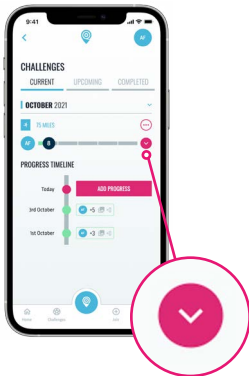
**RACE AT
YOUR PACE**

EDITING AND DELETING EVIDENCE QUICK GUIDE

YOU CAN EDIT OR DELETE PROGRESS ENTRIES YOU'VE ADDED TO YOUR CHALLENGE THROUGH THE TIMELINE, SO MISTAKES CAN BE EASILY CORRECTED!

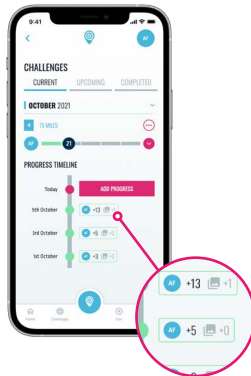
1

FROM THE CHALLENGES TAB, EXPAND THE TIMELINE



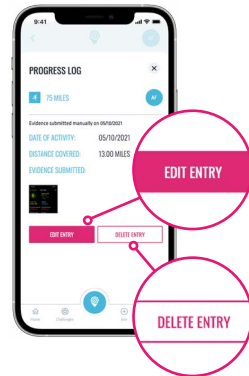
2

TAP/CLICK ON AN ENTRY TO OPEN THE PROGRESS LOG



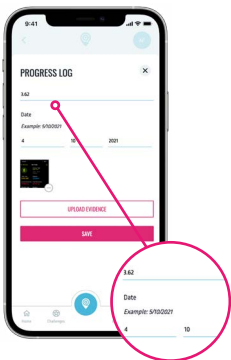
3

EITHER TAP/CLICK EDIT ENTRY (4) OR DELETE ENTRY (5)



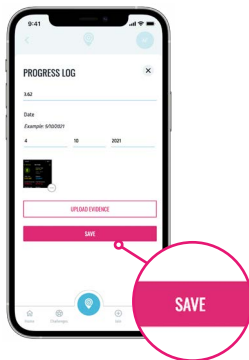
4

ENTER THE NEW DETAILS, AND ADD OR REMOVE ANY EVIDENCE



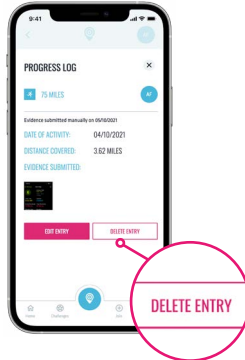
4a

THEN CLICK/TAP SAVE



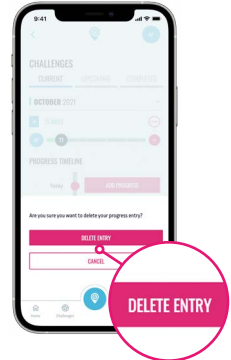
5

TO DELETE AN ENTRY, TAP/CLICK DELETE ENTRY



5a

TAP/CLICK DELETE ENTRY



Got any questions? **We can help!**

CONTACT US