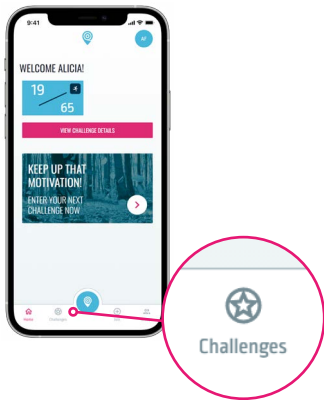


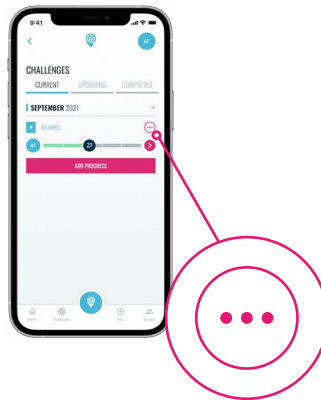
CHANGING YOUR DISTANCE QUICK GUIDE

ON OUR NEW ONLINE PLATFORM, YOU CAN EASILY CHANGE YOUR CHALLENGE DISTANCE AT ANY POINT IN THE MONTH! JUST LOG IN TO YOUR ACCOUNT AND FOLLOW THE STEPS BELOW!

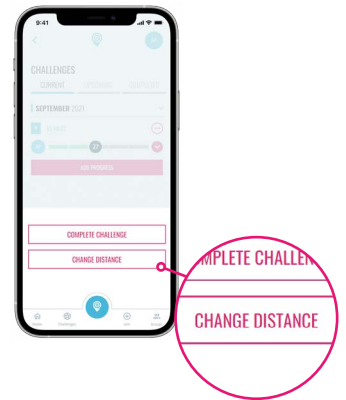
1
GO TO THE
CHALLENGES TAB



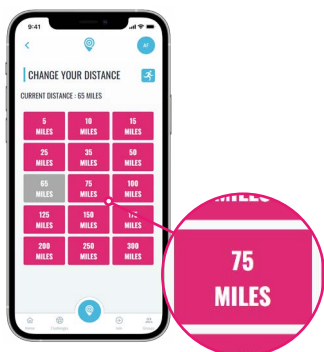
2
TAP/CLICK THE
MORE OPTIONS (...) BUTTON



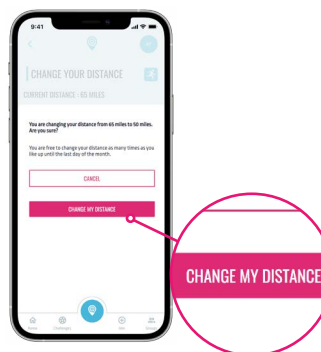
3
TAP/CLICK
CHANGE DISTANCE




4
SELECT A NEW DISTANCE
FROM THE OPTIONS SHOWN



5
CHECK YOUR NEW DISTANCE
IS CORRECT, THEN TAP/CLICK
CHANGE MY DISTANCE



6
THAT'S IT, YOU'RE DONE!
YOUR NEW DISTANCE WILL BE
SHOWN IN THE CHALLENGES TAB



Got any questions? **We can help!**

CONTACT US